

ROYAL NAVY  
AND  
ROYAL MARINES

UNIFORM  
REGULATIONS

1993

"THIS DOCUMENT IS THE PROPERTY OF HER BRITANNIC MAJESTY'S GOVERNMENT, and is issued for the information of such persons only as need to know its contents in the course of their official duties. Any person finding this document should hand it in to a British forces unit or to a police station for its safe return to the MINISTRY OF DEFENCE, D MOD SY, LONDON SW1 2HB, with particulars of how and where found. THE UNAUTHORISED RETENTION OR DESTRUCTION OF THE DOCUMENT IS AN OFFENCE UNDER THE OFFICIAL SECRETS ACTS OF 1911 - 1989. (When released to persons outside Government service, this document is issued on a personal basis and the recipient to whom it is entrusted in confidence, within the provisions of the Official Secrets Acts 1911 - 1989, is personally responsible for its safe custody and for seeing that its contents are disclosed only to authorised persons.)

*W. J. Gindler*

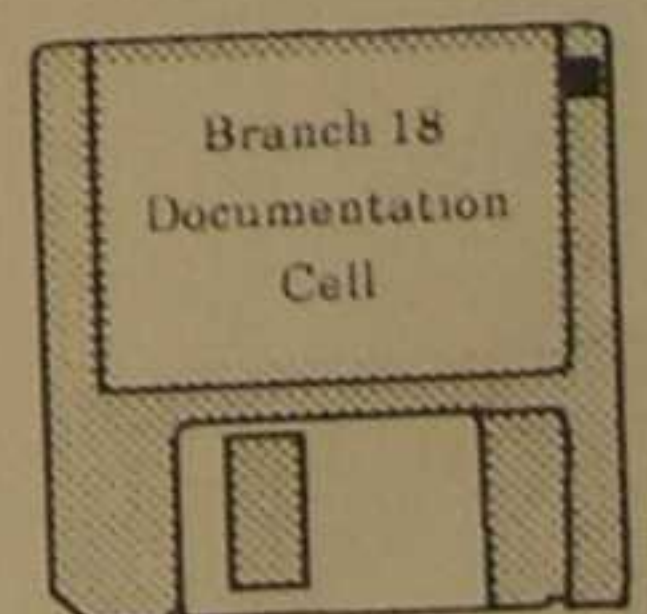
DATE: April 1993

BY COMMAND OF THE DEFENCE COUNCIL

MINISTRY OF DEFENCE

DIRECTOR GENERAL OF SUPPLIES AND TRANSPORT (NAVAL)

D/ST83/175/2/15



1  
Subject Sponsor ST83A



## CHAPTER 5

### ROYAL MARINES OFFICERS

#### SECTION 1

#### ORDERS OF DRESS AND OCCASIONS ON WHICH WORN

##### 0501 TABLES OF DRESS

1. Details are given in Annex 5.1. Numbers are assigned to the Dresses for convenience when referring to them, and so far as practicable the titles and numbers correspond with the equivalent naval officers' Dresses. For the Orders of Dress to be worn at Court functions, or at Joint Services functions when members of the Royal Family are present, see Chapter 16, Joint services Ceremonial Dress Table.

##### 0502 DRESS WHEN SERVING WITH RN OR OTHER SERVICES

1. Royal Marines Officers will conform when possible to the number of the Dress ordered for the Royal Navy. When serving with the other Services they are to wear the nearest appropriate Dress.

##### 0503 BLUE WORKING DRESS

1. RM Young Officers under training in the Dartmouth Training Ship and RM officers associated with landing craft in Commando ships may wear blue, flame-resistant, cotton working dress shirts and trousers on appropriate occasions. These items will be provided on a loan basis when required, either by the Commando Training Centre, RM, or from ships' stocks. The scale is not to exceed two sets per entitled officer.

##### 0504-0509 SPARE



## CHAPTER 5

### SECTION 2

#### BADGES AND DISTINCTION MARKS OF RANK AND BRANCH

##### 0510 DISTINCTIONS IN UNIFORM OF SENIOR OFFICERS

1. **General Officers** - articles of uniform for General Officers are of Corps pattern with the following modifications:

a. Greatcoat. Army pattern, Atholl grey. In Lovat Dress either a British Warm of Corps pattern greatcoat may be worn.

b. Tunic. In No. 1 Dress on ceremonial occasions a blue tunic with stand-up collar (Army pattern No. 1) is worn. The accessories for wear with this Dress comprise - gold shoulder cords with silver-embroidered rank badges, crimson and gold waist sash, dress sword with metal scabbard, crimson and gold sword knot, gold sword slings, plain white gloves. All buttons  $\frac{3}{4}$ in.

c. Badges. The same cap/beret badges and badges of rank as prescribed for Army General Officers. Letters 'RM' are not worn.

d. Gorget Patches. Scarlet patches with gold oak leaf embroidery and small 'General Officers' button are worn with all orders of dress other than Combat Dress and Mess Dress as follows:

(1) Blue, lovat and stone-coloured tunics-- Patches to be  $3\frac{1}{2}$ in long and  $1\frac{1}{4}$ in wide, triangular at the points and shaped to fit the collar.

(2) Shirts - Similar in design to (1) but 2in long to the point and 1in wide. Worn horizontally on each side of the opening of the collar, point to the rear, the top of the patch being  $\frac{1}{2}$ in from the top of the collar.

e. Cap. White-plastic-topped, Corps pattern but with gold-embroidered oak leaves all round the peak.

f. Scarlet Mess jacket. Fitted with blue cloth shoulder straps edged with  $\frac{1}{2}$ in oak-leaf pattern gold lace and fastened at point with small General Officers' button. Silver-embroidered rank badges on shoulder

straps. Corps insignia (see Article 0515) on each lapel.

g. White Mess jacket. Fitted with white drill shoulder straps fastened at point with small General Officer's button. Anodised rank badges on shoulder straps. Corps insignia as at f.

h. Blue Trousers and Overalls. Scarlet cloth stripe  $2\frac{1}{2}$ in wide in place of  $\frac{1}{4}$ in welt.

2. **Brigadiers and Colonels** - articles of uniform for Brigadiers and Colonels are of Corps pattern with the following modifications:

a. Greatcoat. As for General Officers.

b. Badges. The same cap/beret badges and badges of rank as prescribed for Army Brigadiers and Colonels. Letters 'RM' are not worn.

c. Gorget Patches. As for General Officers, except that crimson gimp cord is used instead of gold oak-leaf embroidery and EIIR with Garter Emblem buttons instead of General Officers' buttons.

d. Cap. White-plastic-topped, Corps pattern but with gold-embroidered oak leaves round the front of the peak.

e. Scarlet Mess jacket. As for General Officers, except that shoulder straps are edged with  $\frac{1}{2}$ in, staff pattern, gold lace and fastened at point with small EIIR with Garter Emblem buttons.

f. White Mess jacket. As for General Officers but with EIIR with Garter Emblem buttons for shoulder straps.

g. Blue Trousers and Overalls. Scarlet cloth stripe  $1\frac{3}{4}$ in wide in place of  $\frac{1}{4}$ in welt.

3. **Colonels Commandant and Honorary Colonels:**

a. Colonels Commandant. On special occasions Colonels-Commandant of the Royal Marines may wear the uniform of their rank on retirement or the approved alternative, which is General Officers' uniform with Colonels' badges of rank.

b. Honorary Colonels RMR. On special occasions Honorary Colonels of the RMR may wear the uniform of their rank on retirement or the approved alternative which is Corps Uniform (i.e. uniform worn



by Lieutenant-Colonels RM and below) with Colonels' badges of rank.

## 0511 DISTINCTIONS IN UNIFORM OF BAND OFFICERS

1. Articles of uniform for officers of the RM Band Service are of Corps pattern with the following modifications:

a. Full Dress. The following are worn with No. 1 Full Dress as appropriate (see Dress Table). Either:

(1) Blue cloth tunic with stand-up collar (pre-war Full Dress pattern). The accessories for wear with this Dress comprise gold shoulder cords with silver-embroidered rank badges, crimson waist sash, dress sword with metal scabbard, gold sword knot and sword slings, plain white nylon gloves. Or

(2) Blue frock coat with stand-up collar and crimson sash.

b. Tropical Dress. The following are worn with No. 5W Tropical Dress (see Dress Table):

(1) White cloth tunic with stand-up collar, blue overalls. The accessories for wear with this Dress are as a(1).

c. Helmet Badge. Officers of CINC NAV HOME and CDO Forces Bands wear the same special insignia on helmet badges (only) as other ranks of these bands (see Article 0613).

d. Cape. A blue cloth Admiralty Constabulary pattern cape, with turndown collar trimmed with gold lace, gilded metal lion head and chain neck fastening, scarlet lining, to button four is provided for wear on appropriate occasions as shown in the Dress Table.

e. Blue Trousers and Overalls. Scarlet cloth stripe 1 3/4in wide in place of 1/4in welt. Overalls may be worn on all appropriate musical occasions.

f. Royal Yacht

(1) White drill uniform is worn by Band officers in the Royal Yacht on appropriate occasions as for other band ranks (Annex 6.2, Special Dresses 10).

(2) Stone-coloured Shorts and Stockings are worn by Band Officers in the Royal Yacht on appropriate occasions as for other Band ranks (Annex, 6.2, Special Dresses 10).

## 0512 CAP/BERET BADGE

1. The Corps badge is in two parts: a globe in a laurel wreath and a lion on a crown: the globe in silver, remainder anodised. The beret badge worn with Combat Dress (only) is similar but in bronze. The manner of wearing on cap and beret is as shown in Article 0612 paragraph 3.

2. The Corps badge is worn by all officers below Colonel. The Army pattern badge is worn by Colonels and Brigadiers (lion and crown) and General Officers (crossed sword and baton in wreath surmounted by a crown).

## 0513 HELMET PLATE

1. Officers' pattern. Gilding metal eight-pointed star with dead and bright rays with crown above. On the star a gilding metal laurel wreath and saw-pierced garter with regimental motto *Per Mare Per Terram*; above the garter a scroll *Gibraltar* and below it an anchor; in the centre a silver globe; under the saw-pierced garter, blue enamel. The plate is to be worn with the bottom central ray fitted halfway over the leather band.

## 0514 COLLAR BADGE

1. Silver globe in anodised laurel wreath or the same badge in bronze. Worn centrally on the step of the collar of blue, lovat and stone-coloured tunics. Worn in miniature on each lapel of the mess jacket, both scarlet and white, with the centre of the badge 7 3/4in below the neck point of the shoulder seam, by officers below the rank of Colonel.

## 0515 CORPS INSIGNIA

1. The Corps badge (globe, laurel, lion and crown), embroidered in gold, is worn by Colonels and above on each lapel of the mess jacket, both scarlet and white, with the centre of the globe 9in below the neck point of the shoulder seam.

## 0516 LETTERS 'RM'

1. Block letters. Size 1/2in. Worn in the centre of the shoulder straps below badges of rank and 1/2in above the shoulder seam. Not worn on mess jackets, British Warms or Band officers' full-dress and frock coats or in any dress by Colonels and above.



## 0517 RANK BADGES

1. Rank badges are worn on shoulder straps, where fitted. On the mess jackets of officers below Colonel they are worn on both lapels,  $\frac{1}{4}$ in above the Corps badge.

2. The following type of rank badges will be worn in the order of dress shown:

a. Bronze:

No 5 Lovat Dress

No 5S Lovat Shirt Sleeve Order

b. Black on Olive Drab Removable Sleeve:

No 5J Jersey Wool Heavy

No 8 Military Training Dress

No 11 Combat Dress

No 8W Tropical Military Working Dress

No 11W Tropical Combat Dress

c. Anodised:

Remaining orders of dress. On the RM raincoat, anodised badges are worn on a removable sleeve in lovat shade.

3. The badges to be worn are: Second Lieutenant - 1 star; Lieutenant - 2 stars; Captain - 3 stars; Major - crown; Lieutenant Colonel - crown and 1 star; Colonel - crown and 2 stars; Brigadier - crown and 3 stars; Major General - crossed swords and baton, star above; Lieutenant General - crossed sword and baton, crown above; General - crossed sword and baton, crown and star above.

4. The devices, as in paragraph 2, are Army pattern. The sword and baton device reverse for right and left shoulders, with the point of the sword to the front in each case. The stars, crown and crossed sword and baton are to be  $\frac{5}{8}$ in size, except on the mess jacket of officers below Colonel, where they are to be  $\frac{1}{2}$ in. The distance apart of the devices is to be  $\frac{1}{4}$ in.

## 0518 FLYING BADGES

1. Naval Pilots' and Observers' Badges. To be worn by entitled Royal Marines officers under the same conditions as naval officers, see Article 0320. The badges are worn as follows:

a. On blue, lovat and stone-coloured tunics - The full-sized badge (gold embroidered on blue) is worn in central position  $\frac{1}{4}$ in above the top row of medal ribbons, or if no medal ribbons are worn,  $\frac{1}{4}$ in above the left breast pocket.

b. On mess jackets - The Observers' badge or miniature Pilots' badge is worn immediately below the Corps badge on the

left lapel, miniature medals being lowered accordingly.

2. Army Pilots' Badge. To be worn by entitled Royal Marines officers who are qualified as Army Light Aircraft Pilots only. The badge is worn as follows:

a. On blue, lovat and stone-coloured tunics - silver embroidered wings with gold lion and crown on navy blue or black background in same position as Naval Pilots' badge.

b. On mess jackets - Silver embroidered wings with gold lion and crown on red background in same position as Naval Pilots' badge.

c. On Combat Dress - Light blue wings with gold lion and crown on black background in the same position as on blue, lovat stone-coloured tunics.

3. RM officers qualified as Light Aircraft Observers do not qualify for and will not wear the Army Observers' badge.

## 0519 PARACHUTIST BADGE

1. The Army pattern parachutist badge, a parachute with wings, may be worn by officers who are qualified parachutists and are serving or have served in Airborne, Commando or Special Boats units. It is worn on the right arm, 2in below the shoulder seam, as follows:

a. On blue tunics - the full-sized badge in gold on blue.

b. On lovat tunics - a two-thirds size badge in gold on green.

c. On mess jackets - the miniature badge (length 2in, height  $\frac{3}{4}$ in) gold on scarlet.

d. On stone-coloured tunics and shirts - the full-sized badge in light blue on khaki drill.

## 0520 KING'S BADGE

1. As for WOs, NCOs and men (see Article 0618 paragraph 4). To be worn by entitled officers on all orders of blue, lovat and stone-coloured dress on the left arm, 2in below the shoulder seam. A gold-on-scarlet badge may be worn in the same position on the scarlet mess jacket.

## 0521 PRINCE'S BADGE

1. As for WOs, NCOs and men (see Article 0618 paragraph 4). To be worn by entitled officers



on all orders of blue, lovat, white and stone-coloured dress as for the King's Badge.

#### **0522 THE COMMANDANT GENERAL'S SHOOTING BADGE**

1. As for WO's, NCO's and men. See Article 0618 paragraph 4. To be worn on the lower left sleeve, in place of the standard marksman's badge, by officers who form or have formed (1986 onwards) part of the RM Bisley Shooting Team. A gold and blue badge will be worn on Nos 1 and 4 Blue Dress and a yellow thread badge will be worn on the No 5 lovat suit.

#### **0523 DUKE OF EDINBURGH'S MEDALLION**

1. As for WOs, NCOs and men. See Article 0618 paragraph 4.

#### **0524 ROYAL MARINES COMMANDO FLASH**

1. All RM officers who have completed the Commando Course are to wear the flash on both sleeves of the jersey wool heavy. The flash is to be sewn centrally with its upper edge touching the shoulder seams.

#### **0525 ROYAL MARINES BAND SERVICE FLASH**

1. All RM officers in the RM Band Service are to wear the flash on both sleeves of the jersey wool heavy. The flash is to be sewn centrally with its upper edge touching the shoulder seams.

#### **0526 BUTTONS**

1. A table giving details of the position, type and numbers of buttons worn on Officers' Uniform garments is included in Annex 5.1.

a. Corps button. As for WOs, NCOs and men. See Article 0623.

b. Lion and Crown button. Raised round button with mounted lion and crown in silver. Worn on caps, mess jackets and mess waistcoats.

c. E11R with Garter Emblem button. Raised round button with the cypher 'E11R' in the garter emblem. Worn by Colonels and Brigadiers on gorget patches and the shoulder straps of mess jackets.

d. General Officers' button. Raised round button with the Royal Coat-of-Arms. Worn by General Officers on gorget patches and the shoulder straps of mess jackets.

2. **Sizes of Button.** Tunic and greatcoat foreparts 1 in pockets, cuffs and shoulder straps of tunics and greatcoats and forepart of mess jackets 3/4 in. Cap, mess waistcoat, gorget patches and shoulder straps of senior officers' mess jackets 1/2 in.

#### **0527 COLOUR OF BADGES AND BUTTONS**

1. Except where otherwise stated the badges and buttons worn with blue and stone-coloured uniforms, greatcoats and mess Dresses are to be anodised and those worn with lovat and combat dresses are to be bronze.

#### **0528 - 0529 SPARE**



## CHAPTER 5

### SECTION 3

#### AIGUILLETES AND CYPHERS

##### 0530 AIGUILLETES

1. Naval type aiguillettes are to be worn by the following Royal Marines officers in the same manner as prescribed for naval officers (see Article 0330) and with equivalent dresses:

a. Aides-de-Camp to the Queen, Equerries and Extra Equerries to the Queen or to members of the Royal Family, and Aides-de-Camp to Governors General.

b. Military assistants to CGRM; officers specifically appointed as Flag Lieutenant to the Personal Staff of officer of Flag rank or Commodore; or as ADC Military Assistant of Personal Staff Officer to an officer of Flag General or Air Rank where the post is allowed by establishment; or as ADC to a Governor or Lieutenant Governor.

c. Director Royal Marines Manning and Personal Services; Staff Officer Grade 2 (Personal Services).

2. Officers at 1a wear aiguillettes as for Aides-de-Camp to the Queen ('Palace' type) and those at b as for Flag Lieutenants ('Staff' type).

3. Aiguillette shoulder straps are not to be worn by Royal Marines officers. In Mess Dresses, for officers below the rank of Colonel, the aiguillette is to be supported by a scarlet cloth shoulder strap of the same material as the jacket. In other Dresses the shoulder strap of the garment is to be used, modified by the addition of a button to which the aiguillette cord is affixed.

##### 0531 ROYAL CYPHER

1. Royal Marines Aides-de-Camp to the Queen and Equerries and Extra Equerries to the Queen are to wear the royal cypher and crown, in one piece, below their badges of rank; letters 'RM' are not worn. Equerries to other members of the Royal Family wear the cypher of that member in the same manner. In Mess Dresses Equerries and Extra Equerries wear the royal cypher and crown on shoulder straps of self material.

2. The full-sized badge, in either dull silver metal or gilt metal, is worn as follows:

a. On full dress tunic, blue serge tunic, Atholl grey greatcoat, blue greatcoat, scarlet mess jacket and white mess jacket - dull silver

b. On lovat tunic, stone-coloured bush jacket, stone-coloured shirt (in tropical dress) and British Warm - gilt.

3. Ex-Aides-de-Camp to the Queen wear the badge similarly but in miniature. Aides-de-Camp to the Queen who vacate the appointment on promotion to the substantive rank of Major General are, however, to cease wearing the badge.

##### 0532 - 0539 SPARE

##### 0540 ROYAL MARINES RESERVE OFFICERS' UNIFORM

1. Royal Marines Reserve officers wear the same uniform as regular RM officers except that:

a. Woven letters 'R' embroidered red on blue are worn immediately below the shoulder flashes lettered 'Royal Marines Commando' on the jersey, wool, heavy.

b. Letters 'RMR' are worn instead of 'RM'.

##### 0541-0549 SPARE



## CHAPTER 6

# ROYAL MARINES WARRANT OFFICERS, NON-COMMISSIONED OFFICERS AND MEN

### SECTION 1

#### ORDERS OF DRESS AND OCCASIONS ON WHICH WORN

##### 0601 TABLES OF DRESSES

1. The Dress Tables, together with a list of additional items which may be worn are given in Annex 6.1. Numbers are assigned to these Dresses for convenience when referring to them.

2. Details of certain special Dresses are given in Annex 6.2.

##### 0602 ASSOCIATED ITEMS OF EQUIPMENT

1. A table showing the associated items of equipment worn with various Dresses is given in Annex 6.1.

##### 0603-0609 SPARE

##### 0610 DISTINCTIONS IN UNIFORM - WARRANT OFFICERS 1

1. Articles of uniform for WOs 1 are of RM WOs, NCOs and mens' pattern with the following modifications:

a. Blue uniform - Officers' material and pattern but with stand-up collar.

b. Cap, plastic, RM - Officers' pattern.

c. Cap and collar badges - Officers' pattern.

d. Blue Lanyard - Officers' pattern.

e. Boots, ankle - Officers' pattern, i.e. with plain toe-caps.

2. In addition to the articles at paragraph 1, WO 1 Bandmasters are also entitled to the following articles of uniform:

a. Frock coat, blue with stand up collar.

b. Waist sash, crimson.

c. Sword knot, gold.

d. Sword slings, gold.

e. Sword with metal scabbard.

f. Helmet plate - Officers' pattern.

g. RM Band Cape, blue - Officers' pattern

##### 0611 DISTINCTIONS IN UNIFORM RM BAND SERVICE AND BUGLERS

1. Articles of uniform for ranks of the RM Band Service and Buglers are of RM WOs, NCOs and mens' pattern with the following modifications:

a. Blue trousers - RM Band ranks wear a broad scarlet stripe (1<sup>3</sup>/<sub>4</sub>in) on serge trousers.

b. Band cape - A blue cloth cape, fastening at the neck, is provided for wear by Band ranks with No. 1 Dress on appropriate occasions.

c. Ceremonial dress tunics:

(1) A yellow-braided cloth tunic is provided for wear by Band ranks and Buglers with No. 1 Dress on appropriate occasions. For Band Sergeants and above the tunic is gold-braided. Drum Majors in complement billets are issued with a special, gold-braided ceremonial tunic.

(2) A white drill tunic is provided for wear by Band ranks and Buglers on appropriate occasions in hot climates (see No. 5W Dress in tables). Drum Majors in complement billets are issued with a special white ceremonial tunic.

d. Royal Yacht Band orchestral tunic. In addition to the present full dress blue tunic, RM Band ranks of the Royal Yacht Band are provided with the pre-war Divisional Band full dress blue tunic for wear during orchestral engagements when embarked. These tunics are issued on loan from a small pool held at RM Eastney.

e. Dress cords royal. Silk for Bugle Majors, worsted for other Buglers are worn as



ordered. The method of wearing is as follows:

The hook at the tassel end is to be secured to a becket sewn underneath the left shoulder strap at the front, as near to the point of the shoulder as practicable. The tassels, when secured, should lie naturally at the front of the left shoulder. The running end should then be taken across the upper chest over the right shoulder beneath the shoulder strap, the cord between the shoulders lying in a natural curve, being secured to the third button on blue ceremonial tunics; second button on the blue RM, white tropical ceremonial and white Royal Yacht tunics; and to the top button on stone-coloured and lovat tunics; between the two toggles provided. Securing of the cord is completed by bringing the running end round the back of the right shoulder, under the armpit, and, except for the lovat tunic, securing the eye at the end to the top button of the tunic. On the lovat tunic the eye is to be secured to a small hook sewn under the right lapel  $3\frac{1}{2}$ in above the top button. The plait below the eye should curve naturally towards the right armpit. If a drum carriage is worn, the loop across the chest should be underneath, and that part of the cord running from the right armpit, secured over the top of the carriage.

f. Wellington boots and overalls (Officers' pattern) - may be worn by Drum Majors in Staff bands and by Drum Majors on ceremonial parades provided all Drum Majors present are dressed alike.

## 0612 CAP BERET BADGES

1. The globe, laurel, lion and crown badge, anodised or bronze as appropriate, is worn by all WOs, NCOs and men in one piece except as follows:

a. Warrant Officers and equivalent ranks wear a divided badge, i.e. lion and crown separate from and above the globe and laurel (WOs1 wear Officers' pattern).

b. On the cap only, ranks of the CINCNAVHOME Band wear a gilt grenade on which is mounted the royal cypher GRV and a St. Edwards crown in silver surrounded by a laurel wreath. The royal cypher EII'R/PP with crown in silver is worn immediately above the grenade.

c. On the cap only, ranks of the Commando Forces Band wear the anodised divided cap badge (as at a) with the Prince of Wales' plumes in silver between the globe and laurel and the lion and crown.

2. The composite badge is worn as follows:

a. Caps - centrally in front of the cap, with the top of the red band running through the crown.

b. Berets immediately over the left eye: blue beret - centrally within and  $\frac{1}{2}$ in above the bottom of the red patch; green beret -  $\frac{1}{8}$ in above the leather band.

3. The divided badge is worn as follows:

a. Caps - with the tips of the wreath level with the top of the scarlet band but below the scarlet welt. The base of the lion and crown to be  $\frac{1}{2}$ in above the scarlet band.

b. Berets - as in 2b but with the crown  $\frac{3}{8}$ in above the glove.

## 0613 WHITE HELMET ORNAMENTS

1. In addition to a polished ball ornament and a polished or bright anodised chin chain, WOs, NCOs and men wear a polished or bright anodised helmet badge on the white Wolseley pattern helmet. The badge is an eight-pointed star with dead and bright rays and a crown above; on the star a laurel wreath on the inside of which is a garter with the regimental motto *Per Mare Per Terram*; above the garter a scroll Gibraltar and below it an anchor; in the centre a globe. The badge is to be worn centrally on the front of the helmet with the bottom central point fitted approximately halfway over the band round the helmet, so that the points either side rest on the top of the band.

2. The CINCNAVHOME Band wear two royal cyphers in silver attached to the helmet badge; the cypher GRV over the anchor and below the globe and the cypher EII'R/PP below the crown.

3. The Commando Forces Band wear the Prince of Wales' plumes in silver centrally upon the helmet badge above the globe and partially covering the crown.

## 0614 COLLAR BADGES

1. WOs, NCOs and men wear the metal or embroidered globe and laurel badge on blue and lovat uniforms. On blue tunics the badges are to be set  $\frac{1}{8}$ in above the collar seam with the centre



of the badge 2in from the end of the collar. On lovat tunics the badges are to be worn centrally on the step of the collar, the bottom of the laurel wreath  $\frac{1}{4}$ in above the edge of the step (WOs 1 wear officers' pattern). Collar badges are not worn on other garments.

#### 0615 LETTERS 'RM'

1. Block letters, size  $\frac{1}{2}$ in, anodised or bronze. Worn centrally on the shoulder straps  $\frac{1}{2}$ in above the seam. Not worn on combat jackets, heavy wool jerseys, RM raincoats or Band and Buglers' full dress tunics.

#### 0616 RANK BADGES

1. Except for the blue greatcoat where they are worn on both arms, and the RM raincoat where they are worn on detachable slip-on sleeves fitted over the shoulder straps, rank badges are worn on the right arm only as shown in Annex 6.5.

#### 0617 GOOD CONDUCT BADGES

1. V shaped stripes,  $\frac{1}{2}$ in wide, white and khaki 5in across top. Worn point upwards on the left arm with the inner angle of the lowest stripe  $\frac{1}{4}$ in above the point of the sleeve slash on the blue serge, white (Royal Yacht) and stone-coloured tunics. When more than one badge is worn the distance between them is to be  $\frac{3}{16}$ in measured perpendicularly.

2. Good conduct badges are only to be worn by Marines, Musicians and Buglers and then only on the blue serge, white (Royal Yacht) and stone-coloured tunics. They are not worn on the Band ranks' and Buglers' blue or white ceremonial tunics.

#### 0618 BRANCH, SPECIALIST QUALIFICATION, SKILL AND SPECIAL BADGES

1. Category, description and wear of such badges is shown in Annex 6.6.

#### 0619 STARS AND CROWNS

1. These are added to the basic specialist qualification badges shown in Annex 6.2. to indicate the classes of qualification as follows:

Instructors -

Crown above basic device and two stars below

First Class -

Crown above basic device

Second Class -

Star above and star below basic device

Third Class -

Star above basic device.

When there are both a letter and a star below the basic device, the letter is below the star.

#### 0620 BADGES AWARDED DURING FORMER SERVICE IN RN, ARMY OR RAF

1. These are not to be worn unless they are badges currently authorised for wear by RM WOs, NCOs and men; provided also that the privilege of wearing the badge has not been withdrawn.

#### 0621 BADGES AND BUTTONS WORN ON VARIOUS GARMENTS

1. A table specifying the badges and buttons worn on particular items of uniform is included in Annex 6.1.

#### 0622 BACKGROUND AND ATTACHMENT OF BADGES

1. The instructions in Article 0415 as regards naval ratings' badges, are also applicable, as far as appropriate, to Royal Marines badges.

#### 0623 BUTTONS

1. Corps button - raised round button, anodised or bronze. At the centre a foul anchor under a crown surrounded by a double rim enclosing the words 'Royal Marines', and this in turn surrounded by a laurel wreath. In two sizes - 1in and  $\frac{3}{4}$ in: the smaller button for pockets and shoulder straps. A table specifying the position, size and number of buttons worn on uniform garments is included in Annex 6.1.

#### 0624 ARMLETS

1. RM Provost. The 'MP' armband, as provided for the Royal Military Police to be worn immediately above the right elbow. When chevrons are worn on the upper arm, the arm band should just cover the lower point of the bottom chevron, with the letters 'M' and 'P' on either side of the apex of the chevron.

2. Unit Police. Ranks on unit Police duties are to wear the authorised armlet - 'NP', 'RP' or 'RM' as appropriate - on the left sleeve immediately above the cuff of the tunic or greatcoat, or in a similar position on other uniform garments. The armlet is worn on the left wrist when long-sleeved garments are not worn.



**0625-0629. NOT TAKEN UP**

**0630 ROYAL MARINES RESERVE WOs, NCOs AND MEN**

1. Royal Marines Reserve WOs, NCOs and men wear the same uniform as regular RM WOs, NCOs and men except that:

a. Woven letters 'R', embroidered red on blue, are worn immediately below the shoulder flashes lettered 'Royal Marines Commando' on the jersey, wool heavy.

b. Anodised or bronze letters 'RMR' are worn instead of 'RM'.

**0631-0639 SPARE**



6. BADGES AND BUTTONS TO BE WORN WITH THE VARIOUS DRESSES

DRESS	BADGES WORN	COLOUR OF BADGES AND BUTTONS
Blue tunic Nos. 1 and 4 (Dresses)	Cap badge	Anodised
	Buttons	Anodised
	Collar badges	Anodised, except on Band and Bugler's full dress tunics, which have embroidered collar badges.
	Letters RM (not worn on Band and Buglers' full dress tunics)	Anodised
	Rank badges	Chevrons, gold on scarlet.* Other badges, gold on blue.
	Branch badges (not worn by WOs)	Gold on blue.
	SQ and Skill badges	Gold on blue. (Will replace gold on green badges as stocks of these are exhausted.)
	Good conduct badges (not worn on Band and Buglers' full dress tunics)	Gold on scarlet chevrons.
	King's badge	)
	Commandant General's	)
	Shooting badge	) Gold on blue
	Parachutist badge	)
	Royal Yacht flash	)
	Prince's badge	Silver on blue
	Pilot ULA badge	)
	Observer ULA badge	) Gold/silver on blue
	Airgunner badge	Light blue/gold on blue
	Army Parachute Jump	)
	Instructor's badge (APJI)	) Gold on blue

\* Gold on blue chevrons worn by CINCNVHOME Band, Royal Yacht, on 'Divisional' tunics



DRESS	BADGES WORN	COLOUR OF BADGES AND BUTTONS
Lovat tunic (No. 5 Dress)	Cap/beret badge Buttons Collar badges Letters RM Rank badges Branch badge (Band and Bugler ranks only) King's badge Parachutist badge Royal Yacht flash Commandant General's Shooting badge Prince's badge Pilot ULA badge Observer ULA badge Airgunner badge Army Parachute Jump Instructor's badge (APJI)	Anodised Bronze Bronze Bronze Gold on green Gold on green Gold on green ) ) Gold on green Yellow thread on green Silver on green ) ) Gold/silver on blue Light blue/gold on blue Gold on blue
Stone-coloured tunic (No. 5W Dress)	Cap badge Buttons Letters RM Rank badges King's badge Prince's badge Royal Yacht flash Parachutist badge Pilot ULA badge Observer ULA badge Airgunner badge Army Parachute Jump Instructor's badge (APJI)	Anodised Anodised Anodised WO1 and WO2 - anodised WO2 (Bandmaster) - gold on blue WO2 (Bugler), Bugle Major Drum Major - chevrons gold on scarlet, bugle and drums gold on blue NCOs khaki on khaki drill chevrons. ) ) Khaki on khaki drill Blue on white Light blue on khaki drill ) ) Light blue/gold on blue ) Light blue on khaki



DRESS	BADGES WORN	COLOUR OF BADGES AND BUTTONS
White ceremonial tunic (Band Service) (No. 5W Dress)	Helmet badge Buttons Letters RM Rank badge  Prince's badge	Gilding metal Anodised Anodised Chevrons gold on scarlet Other badges, gold on blue Scarlet on white
White tunic (Royal Yacht)	Cap badge Buttons Letters RM Rank badges King's badge Prince's badge Royal Yacht flash Good Conduct Badges Parachutist badge Pilot ULA badge Observer ULA badge Airgunner badge Army Parachute Jump Instructor's badge (APJI)	Anodised Anodised Anodised Gold on blue Gold on blue Silver on blue Gold on blue Gold on blue Gold on blue Gold/Silver on blue  Light blue/gold on blue Gold on blue
Combat jacket (No. 11 Dress)	Beret badge Rank badge	Bronze Black on green Light blue on khaki
Arctic windproof jacket (Nos. 8 and 11A Dresses)	Rank badges	Black on green Light blue on khaki
Heavy wool jersey (No. 5J Dress)	Beret badge Rank badge RM Commando flash RM Band Service flash	Anodised Black on green Red on blue Red on blue
Stone coloured shirt (Nos. 5S, 6W, 8W and 10 Dresses)	Beret badge  Letters RM   Rank badge*  Royal Yacht flash Parachutist badge Pilot ULA badge Observer ULA badge Airgunner badge Army Parachute Jump Instructor badge (APJI)	Bronze with No. 8W Dress, anodised with remainder Bronze with No. 5S Dress, anodised with Nos. 6W and 10 Dresses (not worn with No. 8W Dress) White on khaki on arm Anodised on wristlet Blue on white Light blue on khaki drill Light blue/gold on blue  Light blue on khaki



DRESS	BADGES WORN	COLOUR OF BADGES AND BUTTONS
Light blue shirt (Nos. 8 and 10A Dresses)	Beret badge Letters RM Rank badge*	Anodised Anodised Red on blue on arm. Anodised on wristlet
Combat shirt (No. 11 W Dress)	Beret badge Rank badges Parachutist badge Army Parachute Jump Instructors' badge (APJI)	Bronze Black on green  Light blue on khaki
White jacket, foodhandlers. (Cooks' working dress)	Beret badge Rank badge	Anodised Red on white
Greatcoat, khaki	Buttons Letters RM Rank badges	Anodised Anodised Khaki on khaki serge
RM raincoat	Rank badges	White on lovat
PTI's gymnasium Vest and sweater	SQ badge	Red on white

\* Worn by Colour Sergeant and below on arm, above Colour Sergeant on wristlet.



# 7. ANODISED OR BRONZE BUTTONS WORN ON UNIFORM GARMENTS

GARMENT	POSITION	CORPS PATTERN		LION & CROWN	
		1in	3/4in	3/4in	1/2in
Cap	Chin strap	-	-	-	2
Greatcoat, RM, khaki	Forepart	10	-	-	-
	Shoulder straps (2)	-	2	-	-
	Belt	-	3	-	-
	Back vent	-	2	-	-
Tunic RM, blue	Forepart	5	-	-	-
	Shoulder straps (2)	-	2	-	-
	Breast pockets (2)	-	2	-	-
	Hip pockets (2)	-	2	-	-
	Cuffs (2) (WOs 1 only)	-	4	-	-
Tunic, ceremonial, yellow/gold braided RM Band rank and Buglers	Forepart	9	-	-	-
	Shoulder cords (2)	-	2	-	-
	Cuffs (2)	6	-	-	-
	Back vent	6	-	-	-
Tunic, ceremonial, gold braided, Drum Major	Forepart	5	-	-	-
	Shoulder cord, (2)	-	2	-	-
	Cuffs (2)	5	-	-	-
Tunic, ceremonial (Divisional Band, pre- war pattern) Royal Yacht	Forepart (hook fasteners)	-	-	-	-
	Shoulder cords (2)	-	2	-	-
	Cuffs (2)	6	-	-	-
Tunic, lovat	Forepart	4	-	-	-
	Shoulder straps (2)	-	2	-	-
	Breast pockets (2)	-	2	-	-
	Hip pockets (2)	-	2	-	-
Tunic, stone- coloured (Tropical ceremonial)	Forepart	4	-	-	-
	Shoulder straps (2)	-	2	-	-
	Breast pockets (2)	-	2	-	-
	Hip pockets (2)	-	-	-	-
Tunic, white drill (Band Service, tropical ceremonial)	Forepart	5	-	-	-
	Shoulder straps (2)	-	2	-	-
	Breast pockets (2)	-	2	-	-



## SPECIAL DRESSES

1. **Despatch riders**  
Jacket and trousers, M/cyclist (Barbour suit); Boots, knee M/cyclist; Visor, helmet M/cyclist; Helmet M/cyclist; Gloves, brown, leather M/T (issued on loan from pool).
2. **Physical Training Instructors' Working Dress**  
Serge trousers; elastic belt; gymnasium vest (trimmed with red); white sweater; track suit (blue); gymnasium shoes (see Annex 6.3).
3. **Cooks' Working Dress**  
As for corresponding naval ratings (Annex 4.2 para. 5), except that WOs2 and SNCOs are provided with Cooks' caps, CPO/PO pattern for wear instead of uniform caps and are not entitled to a loan issue for cookery demonstration and exhibitions (see Annex 6.3).
4. **RM Officer's Attendants and Officers' Mess Staff - Mess Clothing**  
White stewards' tunic; blue serge trousers; white gloves (see Annex 6.3).
5. **Grooms' Working Dress**  
Breeches, mens'; Boots, knee, riding; spurs, jack (see Annex 6.3).
6. **Tradesmens' Working Dress**  
Coveralls, mens', green; Boots, DMS, non-slip (see Annex 6.3).
7. **Drivers' Working Dress**  
Coveralls, mens', green (see Annex 6.3).
8. **Butchers' Working Dress**  
Shirts and trousers, blue, cotton; Boots DMS, non-slip (see Annex 6.3).
9. **Printers' Working Dress**  
Shirts and trousers, blue, cotton (see Annex 6.3).
10. **Royal Yacht Uniform**  
RM WOs, NCOs and men embarked in the Royal Yacht wear the following special dresses:
  - a. *Working dress (General Service ranks only)* Jersey, wool heavy or stone-coloured shirt as ordered, worn with blue, serge trousers and gym shoes.
  - b. *White uniform* Made to measure, white drill uniform, white gloves, and white canvas shoes for wear on appropriate occasions instead of stone-coloured uniform.
  - c. *Blue uniform* A blue ceremonial full dress tunic, yellow or gold braided is issued on personal loan to ranks (other than Band ranks and Buglers who already have one) for wear with blue serge trousers and boots, glaze, Royal Yacht. RM orderlies to the Royal Party are to wear blue, lovat or civilian Dress when required to carry out a period of Royal Duty ashore. (In very hot weather stone-coloured shorts, stone coloured shirt and stone coloured stockings may be worn.)
  - d. *Stone-coloured shorts:* These are worn with stone coloured shirt, stone-coloured stockings and gym shoes as working dress in hot climates.
  - e. *Flashes Royal Yacht:* These are provided for wear on all uniform tunics and on working dress garments.

Full details of the scale of gratuitous and personal loan issues are shown in BR 96, Stores Accounting and Storekeeping Manual.
11. **RM Detachment of NP 1002, Diego Garcia, Working Dress**  
WOs, NCOs and men appointed to this detachment are issued with shorts blue drill, stone-coloured shirts, shorts and stockings, desert boots RAF and beret, grey, Army by RM Poole before departure. Badge, beret and buckle belt are issued on arrival at Diego Garcia. USA jungle boot should be purchased locally for wear on patrol duties. The expenditure incurred is to be refunded on production of receipted bills as a charge to Vote IGI 1120.



### 12. Functional Clothing

This is also provided for men employed on special duties such as aircrew, swimmer canoeists, sentries, dining hall attendants, etc.

### 13. Evening Dress for WOs and SNCOs

A scarlet or white mess jacket may be worn on certain formal occasions on an optional basis only by all WOs and SNCOs (see No. 7 Mess Dress in Dress Tables).

The scarlet mess jacket with a blue mess waistcoat may be worn in temperate climates and the white mess jacket with scarlet cummerbund when tropical uniform is worn. The evening tie, shirt, mess waistcoat, cummerbund and globe and laurel badge to be of the patterns prescribed for RM officers. Miniature globe and laurel badges are worn on each lapel; miniature badges of rank, embroidered gold on scarlet on the right sleeve - chevrons to be 2in wide on scarlet background.

The following badges, embroidered gold, silver, or silver and gold on scarlet, may also be worn by those entitled:

- King's badge, miniature, on left sleeve 2in below shoulder seam.
- Prince's badge, miniature, on left sleeve, 2in below shoulder seam.
- Parachutist badge, miniature, on right sleeve 2in below shoulder seam.
- Army Parachute Jump Instructor's badge, miniature, on right sleeve 2in below shoulder seam.
- Light Aircraft Pilot's badge, miniature, on left lapel below globe and laurel.
- Light Aircraft Observer's badge, full size, on left sleeve 1/4in above cuff.
- Light Aircraft Airgunner's badge, full size, on left sleeve 1/4in above cuff.

### 14. Uniform for personnel serving in International Headquarters and on the staffs of British Attaches and Advisers in the areas defined in Annex 5.2

- a. As a general rule RM uniform is to be worn.
- b. WOs, NCOs and men not in possession of tropical uniform may be provided with one ready-made bush jacket and one pair of ready-made trousers in polyester/cotton material, together with belt, hooks, buckle and necessary badges and buttons. Later issue of full tropical kit is to be correspondingly reduced.
- c. Eligibility is confined to personnel who are posted to established posts and who are expected to remain in post for a full summer season.



## GRATUITOUS ISSUE OF BADGES

## 1. On entry

## a. All ranks

Cap/beret badge

2 anodised (for cap and beret)

Collar badge

1 bronze (for beret with combat dress)

Letters RM

2 anodised (for blue tunic)

2 bronze (for lovat tunic)

2 anodised (for blue, white tunics, stone-coloured shirts and greatcoat)

4 bronze (for lovat tunic and stone-coloured shirt No. 5S Dress)

## 2. On promotion

## a. Lance Corporal, Corporal, Sergeant

Rank badge (chevrons)

1 set gold on scarlet (for blue tunic)

1 set gold on green (for lovat tunic)

3 sets white on khaki drill (for stone-coloured shirts)

1 pr white on lovat (for raincoat)

4 black on green (for JWHs and combat shirts)

## b. Colour Sergeant

Globe and laurel arm badge

1 gold on blue (for blue tunic)

Crown for addition to chevrons

1 gold on green (for lovat tunic)

3 white on khaki drill (for stone-coloured shirts)

4 black on green (for JWHs and combat shirts)

Complete badge (crown and chevrons)

1 pr white on lovat (for raincoat)

## c. Warrant Officer 1, Warrant Officer 2, Warrant Officer 2 (Bandmaster)

Rank badges

1 gold on blue (for blue tunic)\*

Royal Arms )

1 gold on green (for lovat tunic)\*

Crown in Wreath )

1 pr white on lovat (for raincoat)

4 black on green (for JWHs and combat shirts)

Cap badge (divided pattern - WO 1 to have officers' pattern)

1 anodised (for shirt-sleeve orders)

2 anodised (for cap and beret)

Wrist strap, leather

1 bronze (for beret with combat dress)

1 (if not already issued)

\*Lyre in wreath, crown above, issued to W02 (Bandmaster) in lieu.

## 3. Additional issues to ranks provided with combat dress

## a. NCOs

Rank badge

6 black on green (for temperate and tropical combat jackets and arctic smocks)

## b. WOs

Rank badge

6 black on green (for temperate and tropical combat jackets and arctic smocks)



**4. Additional issues to ranks whose kits include blue working dress shirts**  
*Colour Sergeant and below*

Rank badge 2 sets red on blue

**5. Additional issues to Cook ranks**

*Colour Sergeant and below*

Rank badge 4 sets scarlet on white to ranks afloat - 6 sets to ranks ashore for wear on jackets foodhandlers issued on individual loan

**6. Additional issues to band and bugler ranks**

*On Appointment to Staff bands*

*All ranks*

Special Cap/badge	2 anodised or gilt )
Royal Cypher EIIR/PP	1 anodised or gilt )
Royal Cypher EIIR/PP with crown	2 anodised or gilt )CINCNAVHOME Band only
Royal Cypher GvR	1 anodised or gilt )

**7. On appointment**

*a. Drum Major, Bugle Major*

Rank badge	1 set gold on scarlet chevrons )for blue
	1 gold on blue drum or bugle )tunic
	1 set gold on green chevrons )for lovat
	1 gold on green drum or bugle )tunic
	1 pr white on lovat (for raincoat)
	1 anodised (for shirt-sleeve orders)
Cap badge (divided pattern)	2 anodised )
	1 bronze )(if not already issued)
Wrist strap, leather	1 )

*b. Provost Sergeant*

Rank badge(WO 2s only)	1 set gold on scarlet chevrons (for blue tunic)
	1 set gold on green chevrons (for lovat tunic)
	1 pr white on lovat (for raincoat)
(Colour Sergeant, Sergeant and WO 2s)	4 black on green (for JWHs and combat shirts)
	1 chromium (for shirt-sleeve orders)
Wrist strap, leather	1 (if not already issued)

**8. On qualifying for Branch, Specialist qualification, Skill or Special badge**

Royal Marines Commando flash	4 red on blue (for HWJs)
Royal Marines Band Service flash	4 red on blue (for HWJs)
Band Service and Bugler Branch badges	3 gold on blue (for blue tunic, ceremonial tunic and white tunic (CINCNAVHOME Band only))
	2 black on green (for jersey, wool, heavy)



Other Branch badges (Telecommunications Technician and Tradesmen)	1 gold on blue ) (replacing gold on green badges)
Specialist Qualification and Skill badges	1 gold on blue ) as stocks become available)
King's badge	2 gold on scarlet (for PTI Vest, sweater) 1 gold on blue (for blue tunic) 1 gold on green (for lovat tunic)
Prince's badge	1 silver on blue (for blue tunic) 1 silver on green (for lovat tunic)
Commandant General Shooting Badge	1 gold on blue (for blue tunic) 1 yellow thread on green (for lovat tunic)
Parachutist badge	1 gold on blue (for blue tunic) 1 gold on green (for lovat tunic) 3 light blue on khaki drill (for stone-coloured shirts)
Pilot and Observer badges	2 gold/silver on blue (for blue and lovat tunics) 3 light blue/gold on blue (for stone-coloured shirts)
Airgunner badge	5 light blue/gold on blue (for blue, lovat tunics and stone coloured shirts)
Army Parachute Jump Instructor badge (APJI)	2 gold on blue (for blue and lovat tunics) 3 light blue on khaki drill (for stone-coloured shirts)

## 9. On Award of Good Conduct badge

### *Marines, Musicians and Buglers*

Good Conduct badges (sets of 1,2 or 3 chevrons as appropriate)	1 set gold on scarlet (for blue tunic)
---	--

## 10. Issues to ranks serving in HM Royal Yacht

### *a. General service ranks only*

*Notes*

Rank badges	2 gold on red (for blue tunic and blue suit) (a) 2 gold on blue (for white suit) (a)
Collar badge (Embroidered)	2 yellow on scarlet (Corporal and below) (a) 2 gold on scarlet (Sergeant and above) (a)
Flash, Royal Yacht	5 blue on white (for stone-coloured shirts) (b) 3 gold on blue (for blue tunic, blue suit, white suit) (b) 1 gold on green (for lovat suit) (b)

### *b. Band Service rank only*

Royal Cypher EIIR	1 (c)
Royal Cypher EIIR with crown	2 (c)
Royal Cypher GvR	1 (c)
Badge, cap, Portsmouth group band	2 (c)
Rank badges	2 gold on blue (for white suit) (d)
Branch badge	1 gold on black (d)
Flash, Royal Yacht	2 gold on blue (for blue suit and blue tunic) (c) 2 gold on blue (for white suit and divisional tunic) (d) 1 gold on green (for lovat suit) (c) 5 blue on white (for stone-coloured shirts) (c) 2 red on blue (for heavy wool jersey) (c)

### *Notes*

- (a) Usually supplied by the parent unit prior to joining the Royal Yacht.



Other Branch badges (Telecommunications Technician and Tradesmen)	1 gold on blue ) (replacing gold on green badges
Specialist Qualification and Skill badges	1 gold on blue ) as stocks become available)
King's badge	2 gold on scarlet (for PTI Vest, sweater) 1 gold on blue (for blue tunic) 1 gold on green (for lovat tunic)
Prince's badge	1 silver on blue (for blue tunic) 1 silver on green (for lovat tunic)
Commandant General Shooting Badge	1 gold on blue (for blue tunic) 1 yellow thread on green (for lovat tunic)
Parachutist badge	1 gold on blue (for blue tunic) 1 gold on green (for lovat tunic) 3 light blue on khaki drill (for stone-coloured shirts)
Pilot and Observer badges	2 gold/silver on blue (for blue and lovat tunics) 3 light blue/gold on blue (for stone-coloured shirts)
Airgunner badge	5 light blue/gold on blue (for blue, lovat tunics and stone coloured shirts)
Army Parachute Jump Instructor badge (APJI)	2 gold on blue (for blue and lovat tunics) 3 light blue on khaki drill (for stone-coloured shirts)

## 9. On Award of Good Conduct badge

### *Marines, Musicians and Buglers*

Good Conduct badges (sets of 1,2 or 3 chevrons as appropriate)	1 set gold on scarlet (for blue tunic)
---	--

## 10. Issues to ranks serving in HM Royal Yacht

### *a. General service ranks only*

*Notes*

Rank badges	2 gold on red (for blue tunic and blue suit) (a) 2 gold on blue (for white suit) (a)
Collar badge (Embroidered)	2 yellow on scarlet (Corporal and below) (a) 2 gold on scarlet (Sergeant and above) (a)
Flash, Royal Yacht	5 blue on white (for stone-coloured shirts) (b) 3 gold on blue (for blue tunic, blue suit, white suit) (b) 1 gold on green (for lovat suit) (b)

### *b. Band Service rank only*

Royal Cypher EIIR	1 (c)
Royal Cypher EIIR with crown	2 (c)
Royal Cypher GvR	1 (c)
Badge, cap, Portsmouth group band	2 (c)
Rank badges	2 gold on blue (for white suit) (d)
Branch badge	1 gold on black (d)
Flash, Royal Yacht	2 gold on blue (for blue suit and blue tunic) (c) 2 gold on blue (for white suit and divisional tunic) (d) 1 gold on green (for lovat suit) (c) 5 blue on white (for stone-coloured shirts) (c) 2 red on blue (for heavy wool jersey) (c)

### *Notes*

- (a) Usually supplied by the parent unit prior to joining the Royal Yacht.



- (b) Supplied onboard the Royal Yacht on joining.
- (c) Supplied on joining the Band of HM Royal Marines, CINCNAVHOMER by Royal Marines Eastney or HMS NELSON.
- (d) Supplied on selection for Royal Yacht service at Royal Marines Eastney or HMS NELSON.

## 12. Additional issues to ranks provided with tropical clothing

### a. All entitled ranks

King's badge	2 khaki on khaki drill
Prince's badge	2 khaki on khaki drill
	1 scarlet on white (for white tunic, Band Service)
Parachutist and Army Parachutist	2 light blue on khaki drill
Jump Instructors' badges	
Pilot, ULA, Observer and Airgunner badges	2 light blue/gold on blue
Good Conduct badge (sets of 1,2 or 3 chevrons as appropriate)	2 sets white on khaki drill

### b. Band and Bugler ranks

Branch badge	2 khaki on khaki drill
--------------	------------------------

### c. Colour Sergeant and below

Rank badge (chevrons)	2 sets white on khaki drill
	1 set gold on scarlet
	chevrons, gold on blue badges (for white tunic, Band Service)

### d. Warrant Officers 1 and 2 Warrant Officer (Bandmaster) Rank badge

2 sets white on khaki drill

2 sets gold on scarlet  
1 gold on blue (for white tunic, Band Service)

### e. On Appointment - Drum Major, Bugle Major

Rank badge

3 sets gold on scarlet chevrons ) (for stone-  
3 gold on blue drum or bugle ) coloured,  
white tunic,  
Band  
Service)

### f. Ranks Serving in the RM Band CINCNAVHOMER

#### (1) On issue of white tunic (if entitled)

Rank badges	1 set gold on blue
King's badge	1 gold on blue
Prince's badge	1 silver on blue
Good Conduct badges	1 set gold on blue
Parachutist badge	1 gold on blue
Pilot and Observer badges	1 gold/silver on blue
Airgunner badge	1 light blue/gold on blue
APJI badge	gold on blue

#### (2) Royal Yacht flashes

White tunic	2 blue on white
Stone-coloured tunic	)



## RANK BADGES

RANK	BADGE	HOW WORN
WO1	Royal Arms	)Bottom point of badge 1/4in above
WO2	Crown in laurel wreath	)point of slash on tunic sleeve or
WO2(Bandmaster)	Lyre in laurel wreath, surmounted by crown. (But on greatcoat and wrist strap the WO2 crown in laurel wreath is worn.)	)cuff on greatcoat. Bottom point of
		)badge 4in above bottom of sleeve
		)on jersey, wool, heavy, combat
		)shirt, and combat jackets
		)
		)In all shirt sleeve dresses the
		)badge is worn on a wrist strap
WO2 (Bugler), Bugle Major, Drum Major	Four chevrons, placed individually, point upwards, with bugle or drum, as appropriate. (But on jersey, wool, heavy and combat garments the general duties rank badges are worn).	)Inner angle of lowest chevron
		)1/4in above point of slash on tunic
		)or cuff on greatcoat. Inner angle
		)of lowest chevron 4in above
		)bottom sleeve on jersey, wool,
		)heavy, combat shirt, and combat
		)jackets.
		)
		)
		)
Provost Sergeant	Three chevrons, point upwards	)In all shirt sleeve dresses the
		)chevrons are worn on a wrist strap
Colour Sergeant	On blue uniform - three chevrons, point downwards, surmounted by a globe on crossed flags having a crown above and a fowl anchor below and surrounded by a laurel wreath. On other uniforms - three chevrons, point downwards, surmounted by a crown	)
		)
		)
		)
		)
		)
		)
		)Bottom point of lowest chevron
		)1/4in above cuff on greatcoat,
		)6 1/2in below shoulder seams on
		)heavy, wool jerseys, and combat
		)shirts, 10 1/2in below shoulder
		)seam on all other garments
Sergeant	Three chevrons, point downwards	)
		)
		)
Corporal	Two chevrons, point downwards	)
		)
		)
Lance-Corporal	One chevron, point downwards	)
		)



# BRANCH, SPECIALIST QUALIFICATION, SKILL and SPECIAL BADGES.

CATEGORY	BADGE	HOW WORN
<b>1.Branch badges</b>		
Telecommunications technician Other Tradesmen RM Band Bugler	Circle with three lightning flashes each side Crossed hammer and pincers Lyre with oak leaves below Embroidered drum	<p>a. WOs do not wear branch badges</p> <p>b. Colour Sergeants - right arm, 1/4in above point of slash</p> <p>c. NCOs below Colour Sergeant - right arm, above the chevrons, fitted as close as possible into the 'V'.</p> <p>d. Marines, Musicians and Buglers - right arm, 6in below shoulder seam</p>
<b>2.Specialist Qualification badges</b>		
Assault Engineer Clerk Cook/Caterer Drill and Platoon Weapons Driver Heavy Weapons Landing Craft Mountain Leader Physical Training Provost Signaller Store Accountant Swimmer Canoeist	<p>Letters AE in wreath Letter C in wreath Letter K in wreath Crossed rifles</p> <p>Steering wheel Letters HW in wreath Letters LC in wreath Letters ML in wreath Crossed clubs Letters MP in wreath Crossed flags Letters SA in wreath Letters SC in wreath</p>	<p>a. WOs do not wear SQ badges.</p> <p>b. Colour Sergeants - right arm, 1/4in above point of slash</p> <p>c. NCOs below Colour Sergeant with Instructor or 1st Class SQ badge - right arm, above the chevrons, fitted well into the 'V' (Lower end of crossed guns, etc. to be 1/4in above backcloth of chevron.) PT Instructor's badge also worn centrally on chest of gymnasium vest and sweater.</p> <p>d. Other NCOs and Marines - left arm, 1/4in above point of slash.</p> <p>e. Not more than one SQ badge is to be worn.</p>
<b>3.Skill badges</b>		
Marksman Sniper	<p>Crossed rifles Crossed rifles with letter S</p>	<p>Left arm, 1/4in above point of slash unless an SQ badge is worn in this position, in which case the skill badge is worn 1/4in above the SQ badge.</p>
<b>4.Special badges</b>		
Pilot Unit Light Aircraft	The Army Pilots' Badge - wings extended, surmounted by a lion and crown	The same badge as for officers (0518.2) worn in the same position, viz. 1/4in above top row of medal ribbons or 1/4in above left breast pocket if no medal ribbon worn



CATEGORY	BADGE	HOW WORN
<b>4. Special badges</b>		
Observer Unit Light Aircraft	Single wing of silver embroidery lifted to the right and attached to a gold 'O' surmounted by a crown	) ) As for Pilot Light Aircraft viz. ) 1/4in above top row of medal ) ribbons or 1/4in above left breast ) pocket if no medal ribbons worn. )
Airgunner Unit Light Aircraft	As for Observer but attached to a gold 'G'	)
Parachutist Army : Parachute Jump Instructor King's Badge	Parachute with wings Parachute with wings. Letters APJI in wreath below. Royal cypher 'GR V' in a laurel wreath	) ) Right arm, 2 1/2in below shoulder ) seam. )
Prince's Badge	Royal cypher 'PP' in a lyre surmounted by a coronet	) Left arm, 2in below shoulder ) seam. )
Section Leader's Diamond	Scarlet diamond	) Left arm, 2in below shoulder seam, on blue and lovat uniform. Worn by recruits under training appointed, Section Leaders
Commandant General's Shooting Badge	Crossed SA 80 rifles with RM VIII below the device	Lower left sleeve in lieu of marksman's badge by serving and past members (1986 onwards) of RM Bisley Shooting Team.
RM Commando	Embroidered flash, lettered 'ROYAL MARINES COMMANDO', red on blue	) )
RM Band	Embroidered flash, lettered 'ROYAL MARINES BAND SERVICE', red on blue	) Both arms, 1in below shoulder ) seams. Worn on heavy, wool, ) jersey only. )
Duke of Edinburgh's Medallion	Designed in the form of a brooch depicting crossed rifles and sub-machine gun in a circular centre piece surrounded by a laurel wreath surmounted by a coronet, the whole 1.4in diameter	Centrally on the pleat of the right breast pocket in blue, lovat and stone- coloured dresses, with the top of the coronet 1/4in below the bottom of the pocket flap. Only to be worn on occasions when the Duke of Edinburgh visits RM units in his capacity as Captain-General, or, at the discretion of the Commanding Officer, on a purely Regimental parade when medals are worn.
Royal Yacht	Embroidered flash, lettered 'ROYAL YACHT' and surmounted by a crown	Right arm, 1in below the shoulder seam. Worn by ranks embarked in the Royal Yacht and by the CINCPACVHOME Band.



# DESCRIPTIVE LIST OF RN BRANCH SPECIALIST QUALIFICATION AND SKILL BADGES

1. Badges indicating Branch or Specialist Qualification within a Branch. Worn as in Article 0413.

BRANCH	DEVICE	REMARKS
<b>ENGINEERING BRANCH</b>		
a. <i>Air Engineering Sub-branch</i>		
Electrical	)	)Letter L below device
Mechanical	)	)Letter M below device
Ordnance	)	)Letter O below device
Radio/Radar	)Aeroplane	)Letter R below device
Weapons	)	)Letter W below device
Weapons Electrical	)	)Letters WL below device
b. <i>Marine Engineering Sub-branch</i>		
Electrical	)Propeller	)Letter L below device
Mechanical	)	)Letter M below device
c. <i>Weapon Engineering Sub-branch</i>		
Ordnance	)Vertical missile,	)Letter O below device
Radio	)horizontal torpedo,	)Letter R below device
	)superimposed on crossed	
	)lightning flashes	

Note: Prior to categorisation, ratings wear the basic device of their sub-branch without distinguishing letters.

BRANCH	DEVICE	REMARKS
<b>FAMILY SERVICES BRANCH</b>	Circle	Letters FS in centre
<b>FLEET AIR ARM</b>		
Aircraft Handler	)	)Letter H below device
Meteorological Observer	)	)Letters MET below device
Photographer	)Aeroplane	)Letter P below device
Survival Equipment	)	)Letter SE below device
Naval Airman (Uncat)	)	)Basic device only



BRANCH	DEVICE	REMARKS
<b>MEDICAL BRANCH</b>		
Medical Assistant	)	)Basic device without distinguishing letters
Health inspector	)	)Letter H below device
Health Physicist	)	)Letters HP below device
Medical Laboratory Technician	)Red cross on a white	)Letter L below device
Mental Nurse	)ground in a circle	)Letter M below device
Pharmacy Dispenser	)	)Letters PD below device
Physiotherapist	)	)Letter P below device
Radiographer	)	)Letter R below device
Registered General Nurse (Male)	)	)Letter N below device
<b>BRANCH</b>	<b>DEVICE</b>	<b>REMARKS</b>
<b>OPERATIONS BRANCH</b>		
a. <i>Communications Group</i> Communications Technician	Wings crossed by lightning flash	Letters CT below device
Radio Operator (T)	Crossed Flags	
Radio Operator (G)	)Wings crossed by	
Radio Operator (W)	)lightning flash	
b. <i>Seaman Group</i> Aircraft Controller	Fixed wing aeroplane superimposed upon 4 rotor blades and 4 concentric circles	Letters AC below device
Diver	Divers helmet	
Electronic Warfare	Lightning flash and two atomic ellipses	
Mine Warfare	Contact Mine	
Missile	Crossed Missiles	
Radar	Crossed lightning flashes on quartered concentric circles	
Sonar	Crossed torpedoes, vertical harpoon, coil superimposed	
Survey Recorder	Sextant	
Seaman Specialist	)Crossed shackle and	
Seaman (Uncat)	)marline spike	
c. <i>Submarine Service</i> Radar (SM)	Crossed lightning flashes on quartered concentric circles	Letters SM below device
Tactical Systems(SM)	As above	Letters SM below device
Radio Operator (SM)	Wings crossed by lightning flash	
Sonar(SM)	Crossed torpedoes, vertical harpoon, coil superimposed	
Underwater Weapons (SM)	As above	Letter W below device



Note: The following badges may be worn by ratings qualified as Instructors before 1 January, 1975 See Article 0414.

BRANCH	DEVICE	REMARKS
Gunnery Instructor Plotting and Radar Instructor TAS Instructor	Crossed Guns Spider's web crossed by lighting flashes Crossed torpedoes, vertical harpoon, coil super imposed	

BRANCH	DEVICE	REMARKS
PHYSICAL TRAINING AND RECREATION BRANCH	Crossed clubs	

BRANCH	DEVICE	REMARKS
REGULATING BRANCH	Crown	Masters-at-Arms wear this device encircled by a laurel wreath.

BRANCH	DEVICE	REMARKS
SUBMARINE COXSWAIN BRANCH	Six-spoked steering wheel	CPOs wear this device encircled by a laurel wreath

BRANCH	DEVICE	REMARKS
SUPPLY AND SECRETARIAT BRANCH		
Catering Accountant	)	Letters in centre of badge:
Cook	)	)CA(Catering
Steward	)Star	)specialisation )
Stores Accountant	)	)C (Cook specialisation )
Writer	)	)S
		)SA
		)W



Badges indicating additional qualifications and special skills. Worn on right cuff as in Article 0413 paragraph 2.

CATEGORY	DEVICE	REMARKS
<i>Additional Qualifications</i>		
Navigator's Yeoman	A pair of dividers	Worn by entitled ratings in addition to the Radar Plot branch badge.
Ship's Diver	Diver's helmet (as for Clearance Diver - basic device)	
Seacat Aimer	Seacat missile	
CATEGORY	DEVICE	REMARKS
<i>Special Skills</i>		
Subsunk Parachute Assistance Group	Open parachute	Ratings qualified to wear these badges may continue to wear them irrespective of the duties on which they are employed.
Marksmen	Crossed rifles	
Airborne Missile Aimer	AB 12 missile	
Bugler	Bugle	a. To be worn on No. 1 suit only
Commando	Commando fighting knife	
Volunteer Bandsman	<i>Musicians:</i> Lyre with oak leaves below	
	<i>Drummers:</i> Drum	b. Wearing of the appropriate badge is compulsory.
Charge Chief Artificer	Lion, rampant, encircled by laurel wreath, with crown above.	



3. Flying and Parachutist Badges. Worn as in Article 0413 paragraph 3.

CATEGORY	DEVICE	REMARKS
Rating Aircrew  Parachutist	Wings (lifted) behind a foul anchor with a circle of rope around it. Parachute with wings. As for Royal Marines.	<p>a. Ratings qualified to wear these badges may continue to wear them irrespective of the duties on which they are employed, provided the privilege of wearing them has not been withdrawn. The qualifications for Aircrewman and Parachutist badges, and the circumstances in which they may be withdrawn are the same as for officers (see Article 0320 and 0321). The instructions in Article 0322 as regards wearing badges earned during previous service also apply to ratings.</p> <p>b. Only one of these badges may be worn. Ratings serving as aircrew wear the Rating Aircrew badge. Qualified ratings attached to an airborne unit which requires them to drop by parachute are to wear the Parachutist badge. Ratings qualified to wear both badges should wear the Rating Aircrew badge only.</p>

4. Submarine Badge. Worn as in Article 0413 paragraph 4.

CATEGORY	DEVICE	REMARKS
Submariner	Side view of two dolphins, face to face, supporting between them a crown over a foul anchor.	<p>Ratings qualified to wear this badge may continue to do so after returning to General Service. Permission to wear it may, however, be withdrawn by Flag Officer Submarines, if the holder:</p> <p>a. is removed from the Submarine Service for disciplinary reasons or because he has brought discredit to the Service.</p> <p>b. fails to complete his initial period of service in submarines.</p>



5.

## Special Badges for men, juniors and apprentices in training establishments

5. Special Badges for men, juniors

CATEGORY	DEVICE	WHERE WORN
a Juniors (O) and Adult Ratings		
Class Leader ) PO Junior )	Small crown and ) miniature good conduct ) badge. )	Left arm, midway between shoulder and elbow
Leading Junior	Miniature good conduct ) badge )	
Deputy Class Leader	Small star )	
Seamen ratings until further categorised. Junior and Probationary Medical Assistants	Crossed shackle and ) marline spike (small) ) Small red cross )	Right arm, midway between shoulder and elbow (i.e.as branch badge).
First Class Junior	Small star	Right arm, midway between shoulder and elbow immediately below branch badge.
b. Artificer Apprentices		
CPO Apprentice ) PO Apprentice )	Inverted chevron with ) star below )	Both arms midway between elbow and wrist on suits and midway between shoulder and elbow on shirts. Left arm midway between elbow and wrist on suits and midway between shoulder and elbow on shirts. Right cuff
Leading Apprentice	Small star )	
Coxswain Helmsman	Six-spoked wheel ) Small anchor )	
c. Artificer Apprentices and Juniors RN serving in training establishments may wear badges of the Duke of Edinburgh's award Scheme in accordance with Article 0413 paragraph 2.		



# **DESCRIPTIVE LIST OF WRNS CATEGORY, SPECIALIST QUALIFICATION AND SPECIAL SKILL BADGES**

## 1. Badges indicating Category or Specialist Qualification within a Branch

CATEGORY	DEVICE	DISTINGUISHING LETTERS
<b>EDUCATIONAL</b> Education and Training Support	Circle	ETS in centre
<b>ENGINEERING</b> <i>Air Engineering Mechanic</i> Electrical Mechanical Radio Weapons Weapons Electrical	) ) )Aeroplane ) )	)L below device )M below device )R below device )W below device )WL below device
<b>MEDICAL</b> Dental Hygienist Dental Surgery Assistant	)Circle )	)DH in centre )DSA in centre
<b>OPERATIONS</b> Meteorological Observer Photographer M/T Driver Radar  Radio Operator Radio Operator(M) Weapons Analyst	)Aeroplane ) Circle Crossed lightning flashes on quartered concentric circles )Wings crossed by )lightning flash. Crossed rockets	MET below device P below device MT in centre - - M below the device W on left side and A on right side of device
<b>PHYSICAL TRAINING AND RECREATION</b>	Crossed clubs	-
<b>REGULATING</b>	Crown. Regulating Chief Wrens wear this device encircled by a laurel wreath.	-
<b>SUPPLY AND SECRETARIAT</b> Catering (Cook specialisation) Steward Stores Accountant Writer	) ) )Star ) )	C in centre  S in centre SA in centre W in centre
<b>FAMILY SERVICES</b>	) )Circle	FS in centre
<b>QUARTERS ASSISTANT</b>	)	QA in centre
<b>TELEPHONIST</b>	Telephone dial crossed by lightning flashes	T in centre



2. Badges indicating additional qualifications and special skills. Worn as in Article 0914, paragraph 2.

CATEGORY	DEVICE	REMARKS
<i>Additional Qualifications</i> Navigator's Yeoman	A pair of dividers	Worn by entitled ratings in addition to the Radar Plot category badge.
<i>Special Skills</i> WRNS Marksman Members of volunteer bands	Crossed rifles <i>Musicians:</i> Lyre with oak leaves below <i>Drummers:</i> Drum	(1) WRNS ratings wear the same badges as RN ratings (2) To be worn on No. 1 suits only (3) Wear of the appropriate badge is compulsory

3. Flying badges. Worn as in Article 0916, paragraph 1

CATEGORY	DEVICE	REMARKS
WRNS Cabin Attendants (a)	Wing (lifted) behind a foul anchor surrounded by a rope circle.	(1) The RN pattern rating aircrew badge is to be modified, by the wearer, to form a badge with single wing lifted to the right. (2) To be worn on No. 1 suits only

Notes:

- (a)
- (i) The Cabin Attendants Flying Badge is to be worn by WRNS ratings on successful completion of SMAC53 (Communications Aircraft VIP Flight Cabin Staff Course), on a provisional basis only until the holder has undertaken duties in a qualified capacity for a minimum period of six months. The badge may be worn subsequently, irrespective of the duties on which WRNS ratings are engaged, provided the privilege of wearing it has not been withdrawn.
  - (ii) The conditions for withdrawal are as for RN officers. See Article 0320 paragraph 2.



# BADGES AND DISTINCTION MARKS OF RANK

## 3. Naval Ratings (Contd.)

### BRANCH BADGES ENGINEERING BRANCH



Air Engineering Mechanic

(Letters Under)  
M – Mechanical  
R – Radio/Radar  
WL – Weapons  
Electrical  
W – Weapons  
L – Electrical  
O – Ordnance



Marine Engineering Mechanic

(Letter Under)  
M – Mechanical  
L – Electrical

### FLEET AIR ARM BRANCH



Weapons Engineering Mechanic

(Letter Under)  
O – Ordnance  
R – Radio



Naval Airman

(Letters Under)  
H – Aircraft Handler  
MET – Meteorological  
Observer  
P – Photographer  
SE – Survival  
Equipment

### P.T. BRANCH



### MEDICAL BRANCH



(Letters Under)  
N – State Registered Male Nurse  
R – Radiographer  
P – Physiotherapist  
H – Health Inspector  
L – Laboratory  
M – Mental Nurse  
HP – Health Physicist  
PD – Pharmacy Dispenser

### FAMILY SERVICES



### REGULATING BRANCH



Master-at-Arms



P.O. & Ldg.  
Regulators

### SUPPLY AND SECRETARIAT BRANCH



(Letters in circle)  
CA – Caterer  
C – Cook  
S – Steward  
SA – Stores  
Accountant  
W – Writer

### COXSWAIN (SM) BRANCH



C.P.O. Coxswain



P.O. and below



# BADGES AND DISTINCTION MARKS OF RANK

## 3. Naval Ratings (Contd.)

### BRANCH BADGES

#### OPERATIONS BRANCH

##### COMMUNICATIONS GROUP



Communications  
(Tactical)



Radio Operator



Communication Technician

#### SEAMAN GROUP



Tactical Systems



Diving



Electronic Warfare



Mine Warfare



Missile



Radar



Sonar



Seaman



Aircraft Controller



Survey Recorder

The letters SM below a basic branch badge denote a submariner.

Stars and crowns are added to branch badges to denote appropriate standards of qualification.



# BADGES AND DISTINCTION MARKS OF RANK

## 3. Naval Ratings (Contd.)

### SPECIALIST BADGES

#### FLYING BADGES



Aircrew



Parachutist

#### SPECIAL SKILLS



Subsunk Parachute Assistance Group



Commando



Ship's Diver



Airborne Missile Aimer



Drummer



Musician

#### ADDITIONAL QUALIFICATIONS



Marksman



Charge Chief Artificer



Navigators Yeoman



Seacat Aimer

#### ARMLETS



Seamen assigned to duties on the Royal Yacht Britannia



Submariner



Naval Patrol



Petty Officer

#### ADDITIONAL BADGES FOR R.N.R. RATINGS



Port Driver



Shoulder Flash



Postal Reserve



# BADGES AND DISTINCTION MARKS OF RANK

## 4. Royal Marines

### Officers

#### CAP/BERET BADGES



General Officers



Brigadiers and Colonels



All Other Officers  
(Divided Badge)  
(Anodised or Bronze)

#### CAP PEAKS



General Officers



Brigadier, Colonel, Lt. Colonel & Major

#### HELMET BADGE



(Gilded Metal)

#### BUTTONS (ANODISED AND BRONZE)



General Officers



Brigadiers  
and Colonels



Chin Strap (Cap)



Corps Button  
All Officers

#### COLLAR BADGE



(Anodised and Bronze)

#### GORGET PATCHES



General Officers



Brigadiers and Colonels



#### SHOULDER STRAPS (MESS JACKETS)



General  
Officers



Brigadiers  
and Colonels

#### OFFICERS' RANK BADGES



General



Lieutenant-General



Major-General



Brigadier



Colonel



Lieutenant-Colonel  
BR81



Major



Captain  
Supp-1/11



Lieutenant



2nd Lieutenant  
Change 5



# BADGES AND DISTINCTION MARKS OF RANK

## 4. Royal Marines

### Officers (Contd.)

#### SHOULDER TITLES



Letters  
(Anodised and Bronze)



Flash

#### RM RESERVE OFFICERS' SHOULDER TITLES



Letters  
(Anodised and Bronze)



Flash

#### SPECIALIST BADGES – QUALIFICATION AND SKILL



King's Badge



Pilot Unit Light Aircraft  
(Army Trained)



Pilot  
(Navy Trained)



Officers serving in the Royal Yacht



Parachutist



# BADGES AND DISTINCTION MARKS OF RANK

## 4. Royal Marines

### Warrant Officers, N.C.O.s and Men

#### CAP/BERET BADGES (Anodised or Bronze)



WO1  
(Officers' divided badge)



WO2  
(Divided badge)



Ranks  
(Composite badge)

#### HELMET BADGE (Gilded metal)



All Ranks

#### COLLAR BADGES (Anodised and Bronze)



WO1 (Officers)



All Other Ranks

#### BADGE OF APPOINTMENT



Provost Sergeant



4 Years



8 Years



12 Years

#### GOOD CONDUCT BADGES

#### RANK BADGES



WO1



WO2



Colour Sergeant  
(for blue dress)



(for other dress)



Sergeant



Corporal



Lance Corporal

#### BRANCH BADGES



Telecommunications  
Technician



Other Tradesmen

#### SHOULDER TITLES



Letters  
(Anodised and Bronze)



Flash

#### BUTTONS (Anodised and Bronze)



Corps Button



Chin Strap (Cap)

#### ARMLETS



RM Provost



RM Police



# BADGES AND DISTINCTION MARKS OF RANK

## 4. Royal Marines

### Warrant Officers, N.C.O.s and Men (Contd.)

#### SPECIALIST BADGES - QUALIFICATION AND SKILL



Drill & Platoon  
Weapons



Driver



Signaller



Physical Training



King's Badge



Letters in wreath denote  
 AE = Assault Engineer  
 C = Clerk  
 HW = Heavy Weapons  
 K = Cook  
 LC = Landing Craft  
 ML = Mountain Leader  
 MP = Provost  
 SC = Swimmer Caneelst



Sniper



Marksmanship



Army Parachute  
Jump Instructor



Parachutist



Pilot Unit Light Aircraft



Observer Unit  
Light Aircraft



Air Gunner Unit  
Light Aircraft



Ranks serving in the Royal Yacht

(for crowns and stars worn with these badges - see chapter 6)



# BADGES AND DISTINCTION MARKS OF RANK

## 4. Royal Marines

### Band Service

RM Band Service personnel wear the same badges as Officers, Warrant Officers, NCOs and Men with the following exceptions:

**CAP BADGE**  
CINCNAVHOMÉ Band



Grenade

**ROYAL CYPHERS**  
CINCNAVHOMÉ Band

Silver



Worn above 'grenade' cap badge and (without crown) on helmet plate.



Worn on helmet plate

**PRINCE OF WALES PLUME**  
Band of HM Royal Marines Commandos



Silver

(Worn with anodised cap badge)

**COLLAR BADGE**

**SHOULDER TITLES**

**SPECIAL BADGE**



Worn with Nos. 1 & 4 Dress.  
Yellow on scarlet below Band Sergeant



Flash



Princes Badge

**RANK BADGE**

**BADGES OF APPOINTMENT**

**BRANCH BADGES**



WO2 Bandmaster



Drum Major



Bugle Major



Band Ranks



Bugler



# BADGES AND DISTINCTION MARKS OF RANK

## 5. Women's Royal Naval Service

### Officers

#### HAT AND BERET BADGE



#### HATBANDS



Chief Commandant



Chief Officer,  
Superintendent  
and Commandant

#### BUTTONS



Chief Commandant




Other Officers

### DISTINCTION MARKS OF RANK

#### WRNS OFFICERS' SLEEVE AND SHOULDER BRAID




Chief  
Commandant




Commandant




Superintendent




Chief Officer



First Officer



Second Officer



Third Officer

#### W.R.N.R. OFFICERS



Sleeve Braid



Shoulder Braid

#### WOMEN MEDICAL AND DENTAL OFFICERS AND CADETS

#### WOMEN OFFICERS OF THE ROYAL CORPS OF NAVAL CONSTRUCTORS

- The Naval Officers cap/beret badge is worn.
- Naval Officers distinction marks of rank and branch are worn, gold lace on cuffs and shoulder straps with appropriate distinction cloth. Scarlet—Medical, Orange—Dental, Grey—R.C.N.C.
- Officers in the rank of Commander wear the same hatband as Chief Nursing Officer/Superintending Nursing Officers, QARNNS.

#### WOMEN'S C.C.F. OFFICERS' SLEEVE AND SHOULDER LACE



Chief Officer



First Officer



Second Officer




Third Officer


#### G.N.T.C. OFFICERS' SLEEVE AND SHOULDER BRAID



First Officer



Second Officer



Third Officer

Supp-1/21

Change 6



# BADGES AND DISTINCTION MARKS OF RANK

## 5- Women's Royal Naval Service

### Ratings (Contd.)

#### CATEGORY BADGES



Chief Regulator



P.O. and Ldg. Regulator



Radar



Radio Operator



Telephonist



Weapons Analyst



Air

(Letters Under)

- L - Electrical
- M - Mechanical
- R - Radio
- W - Weapons
- WL - Weapons Electrical
- P - Photographer
- MET - Meteorological Observer



Supply and Secretariat

(Letters in centre)

- C - Cook
- S - Steward
- SA - Stores Accountant
- ST - Writer (Shorthand)
- W - Writer
- (Pay and general)



Physical Training



Other Categories

(Letters in circle)

- DH - Dental Hygienist
- DSA - Dental Surgery Assistant
- FS - Family Services
- MT - Motor Transport Driver
- QA - Quarters Assistant
- ETS - Education & Training Support



Naval Patrol



Petty Officer

#### ARMLETS

#### SPECIALIST BADGES

#### VOLUNTEER BANDSWOMEN



Marksman



Cabin Attendant



Musician



Drummer

#### ADDITIONAL BADGES FOR W.R.N.R. RATINGS



Radio Operator (Tactical)



Shoulder Flash



Degaussing



# BADGES AND DISTINCTION MARKS OF RANK

## 6. Queen Alexandra's Royal Naval Nursing Service

### Officers

#### HAT, CAP AND BERET BADGES



#### WOMEN OFFICERS' HAT BANDS



Matron-in-Chief and Director of Defence Nursing Services

Principal Nursing Officer and Chief Nursing Officer

Superintending Nursing Officer

#### BELT PLATE



#### WOMEN OFFICERS' CAPES AND RANK BADGES



Matron-in-Chief and Director of Defence Nursing Services



Matron-in-Chief QARNNS in rank of Principal Nursing Officer



Principal Nursing Officer



Chief Nursing Officer



Superintending Nursing Officer



Senior Nursing Officer\*



Nursing Officer\*

#### SHOULDER STRAPS AND BADGES



Matron-in-Chief and Director of Defence Nursing Services



Matron-in-Chief QARNNS in rank of Principal Nursing Officer



Principal Nursing Officer



Chief Nursing Officer



Superintending Nursing Officer



Senior Nursing Officer\*



Nursing Officer\*

\*Rank badges of similar design, but without the red cross and roundel, are worn by equivalent ranks of Clerical and Quarters Officers. QARNNS Reserve Officers wear rank badges of similar design but with silver instead of gold embroidery and the word 'RESERVE' in silver below the Geneva red cross.